

Access Control Product Catalog




INVUE

Contents

- Connected Solutions 1
- Access Control Software 2
- Overview 3
 - Types of Locks 3
 - Quick Reference Guide 4
- LIVE Locks 8
 - Product Ordering 9
- OneKEY Locks: Self-Latching 13
 - Product Ordering 14
- OneKEY Locks: Manual Latching 17
 - Product Ordering 18
- OneKEY System Components..... 24
 - Product Ordering 26
- InVue Customer Service Centers..... 27

Frictionless access to merchandise with smart locks.

Streamline your operations today while shaping the future of your customer's shopping experience for tomorrow.



mKEY & OneKEY Access

LIVE Locks

Smart locks that work with OneKEY or a mobile device, providing live data and remote access for the ultimate customer convenience.



OneKEY Access Only

OneKEY Locks

Simplify store management with a single key for associates—no batteries, no maintenance, no hassle.

Smart security, simplified.

InVue's Access Control Software is designed to deliver seamless security and effortless management for businesses of all sizes. Whether safeguarding a single location or multiple sites, our intuitive platform ensures you stay in control—anytime, anywhere.



Flexible access – Use mobile or handheld devices to unlock secured displays, cabinets, and stockrooms—no keys needed.



Simplified management – Assign and update permissions, monitor activity, and ensure security compliance with ease.



User management – Easily assign and revoke access for employees, customers, vendors, and visitors from anywhere.



Scalability – Manage multiple locations, doors, and users in a single, streamlined system.



Seamless integration – Works with existing enterprise systems for effortless administration.



Advanced security – Industry-leading SDC and encryption protocols safeguard your assets, ensuring the highest level of protection.

With InVue's connected solutions, you get the security and convenience you need—without the hassle of traditional keys.




Types of locks:

LIVE LOCKS

Secure access in a single tap:


- › Unlock with a mobile phone or store issued device
- › Utilizes both mKEY and OneKEY for ultimate flexibility
- › Provides current status of fixture to determine if merchandise is secured—in seconds



ONEKEY LOCKS: SELF-LATCHING

Self-latching protection for sales-boosting performance:


- › Locks incorporate a self-latching feature that ensures your fixtures are locked when closed



ONEKEY LOCKS: MANUAL LATCHING

A versatile, easy to use, smart security lock:

- › No batteries or local wiring
- › Operated with OneKEY

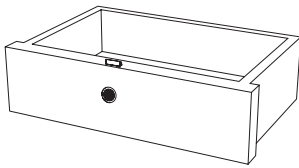


| | LIVE Locks | OneKEY Locks: Self-Latching | OneKEY Locks: Manual Latching |
|--------------------------|------------|--------------------------------|----------------------------------|
| mKEY Compatibility | ✓ | | |
| OneKEY Compatibility | ✓ | ✓ | ✓ |
| No Batteries | | ✓ | ✓ |
| Self-latching | | ✓ | |
| Remote Unlock Capability | ✓ | | |
| No Local Wiring | ✓ | ✓ | ✓ |
| Software Compatibility | ✓ | ✓ | ✓ |
| Real-time Lock Status | ✓ | | |

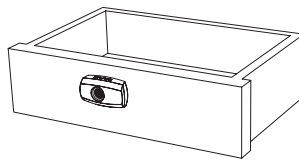
Choose the right lock for your fixture:

Pull-out Drawers

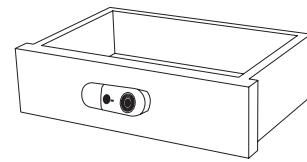
Glass, wood, or metal drawers



L430 Drawer Lock
(19mm - 31mm drawer wall thickness)



Cam Lock
(10mm - 19mm drawer wall thickness)

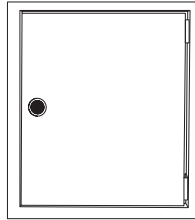


LIVE Cam Lock
(20mm maximum panel thickness)


| Lock | Order Codes | Fixture Material | Key Access | Notes |
|---------------|----------------|--|----------------|--|
| L430 | PL701 PL702 | Wood | OneKEY | <ul style="list-style-type: none"> › Recessed or non-recessed installation into new or existing 22mm hole › Mounting hardware and rounded strike plate included › If mounting into existing 28mm hole, PL743 is required |
| Cam Lock | PL302 | Glass Wood Metal *or a combination of two | OneKEY | <ul style="list-style-type: none"> › Simple installation into existing 19mm hole › Mounting hardware is included › Cam Arm selection required prior to order (reference 2D drawing, product catalog or Cam Arm sizing kit) |
| LIVE Cam Lock | LL301 | Glass Wood Metal *or a combination of two | mKEY OneKEY | <ul style="list-style-type: none"> › Cam Lock Shaft required prior to order › Simple installation into existing 19mm or 22mm hole › Cam Arm selection required prior to order (reference 2D drawing, product catalog or Cam Arm sizing kit) |

Swing-out Doors

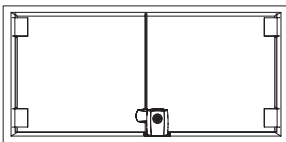
Glass, wood, metal, glass with wood frame, or glass with glass frame doors



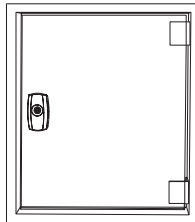
L430 Drawer Lock
(19mm - 31mm door thickness)




L440 Showcase Lock
(4.5mm - 8mm door thickness)



Showcase Lock
(6mm door thickness)



Cam Lock
(Glass: minimum 6mm door thickness
Wood/Metal: 10mm - 19mm door thickness)

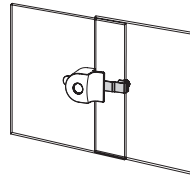


LIVE Cam Lock
(20mm maximum door thickness)


| Lock | Order Codes | Fixture Material | Key Access | Notes |
|---------------|----------------|---|----------------|--|
| L430 | PL701 PL702 | Wood | OneKEY | <ul style="list-style-type: none"> › Recessed or non-recessed installation into new or existing 22mm hole › Mounting hardware and rounded strike plate included › If mounting into existing 28mm hole, PL743 is required |
| L440 | PL901 | Glass with a wood frame Glass with a glass frame | OneKEY | <ul style="list-style-type: none"> › Mounting hardware must attach to wood structures › Mounting hardware template provided › Minimal drilling is required › PSA installation of lock |
| Showcase Lock | PL401 | Glass with a wood frame | OneKEY | <ul style="list-style-type: none"> › Mounting hardware must attach to wood structures › Mounting hardware template provided › Minimal drilling is required › PSA installation of lock |
| Cam Lock | PL302 | Glass Wood Metal *or a combination of two | OneKEY | <ul style="list-style-type: none"> › Mounting hardware is included › Cam Arm selection required prior to order (reference 2D drawing, product catalog or Cam Arm sizing kit) › Glass Mounting Kit required only when mounting directly to glass |
| LIVE Cam Lock | LL301 | Glass with a wood frame Glass with a glass frame | mKEY OneKEY | <ul style="list-style-type: none"> › Simple installation into existing 19mm or 22mm hole › Cam Arm selection required prior to order (reference 2D drawing, product catalog or Cam Arm sizing kit) |

Sliding Bypass Doors

Glass and glass with metal frame doors



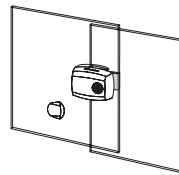
L410 Slider Lock
(4.8mm - 8mm panel thickness;
4.5mm - 11.5mm panel gap)



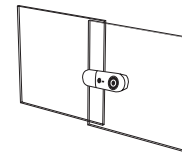
Plunger Lock II



Slider Lock
(5.8mm - 6.35mm panel thickness)



Slider Lock II
(4.8mm - 6.35mm panel thickness)



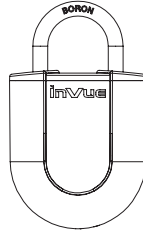
LIVE Slider Lock
(4.7mm - 6.5mm panel thickness)

| Lock | Order Codes | Fixture Material | Key Access | Notes |
|------------------|-------------|----------------------------------|----------------|---|
| L410 | PL801 | Glass* | OneKEY | <ul style="list-style-type: none"> › PSA installation - no drilling or screws required › Short strike plate - panel overlap is 22mm - 65mm › Long strike plate - panel overlap is 65mm - 110mm |
| Plunger Lock II | PL202 | Glass with a metal frame Wood | OneKEY | <ul style="list-style-type: none"> › Simple installation into existing 22mm hole › Mounting bracket and four screws included › Plunger extender option included in mounting hardware |
| Slider Lock | PL106 | Glass* | OneKEY | <ul style="list-style-type: none"> › PSA installation - no drilling or screws required |
| Slider Lock II | PL103 | Glass* | OneKEY | <ul style="list-style-type: none"> › PSA installation - no drilling or screws required |
| LIVE Slider Lock | LL101-B | Glass* | mKEY OneKEY | <ul style="list-style-type: none"> › Simple installation into existing 19mm or 22mm hole › Short strike plate - panel overlap is 22mm - 65mm › Long strike plate - panel overlap is 65mm - 110mm |

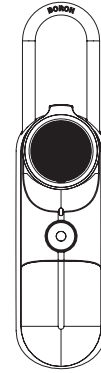
*No holes; no frames.

Padlocks

Cages, gates, lockers, cabinets, cargo containers, outdoor equipment, etc.



OneKEY Padlock




LIVE U-Lock

| Lock | Order Codes | Fixture Material | Key Access | Notes |
|----------------|-------------|------------------|----------------|------------------------------------|
| OneKEY Padlock | PL60209 | Metal | OneKEY | › Indoor and outdoor use |
| LIVE U-Lock | LL401-B | Metal | mKEY OneKEY | › Indoor use only › Auto-relock |

LIVE Locks

LIVE U-Lock

For indoor use only.



| Order Code | Description | Notes |
|--------------------|----------------------------------|-----------|
| Body | | |
| LL401-B | LIVE U-Lock (Black) | |
| Accessories | | |
| LL498 | LIVE U-Lock - Silicone Sleeve | |
| LL499* | LIVE U-Lock - Tether Replacement | |
| LL904 | Replacement Caps | > 20 pack |
| LL905* | Battery Cover Replacement | > 5 pack |
| LL999* | CR123A Battery Sticker | > 20 pack |

* Built to order items – minimum order quantities may apply

LIVE Cam Lock

For swing-out or pull-out doors and drawers.




| Order Code | Description | Notes |
|----------------------|---|-------------|
| Body | | |
| LL301-B | LIVE Cam Lock Body (Black) | |
| LL302-B | LIVE Cam Lock Body - Long Pin (Black) | |
| Cam Shaft Kit | | |
| LL320 | LIVE Cam Lock 19mm Diameter, 16mm Flat Width Kit | |
| LL321 | LIVE Cam Lock 22mm Diameter, 18.5mm Flat Width Kit | › For LL301 |
| LL323 | LIVE Cam Lock 22mm Diameter, 18.5mm Flat Width Kit | › For LL302 |
| Accessories | | |
| LL340 | LIVE Cam Lock InVue Cam Arm Adapters | › 10 pack |
| LL341 | LIVE Cam Lock Door Adapter Kit | › 2 pack |
| LL345* | LIVE Cam Lock Spinner Case Cam Arms | › 4 pack |
| LL396* | LIVE Cam Lock Anti-Rotation Screws | › 16 pack |
| LL399* | LIVE Cam Lock Anti-Rotation Drill Template | |
| LL901 | Adhesive Replacement for LIVE Cam and Plunger Locks | › 10 pack |
| LL902 | 7mm Riser Plate for LIVE Cam and Plunger Locks | |
| LL903* | 3mm Riser Plate for LIVE Cam and Plunger Locks | |
| LL904 | Replacement Caps | › 20 pack |
| LL905* | Battery Cover Replacement | › 5 pack |
| LL999* | CR123A Battery Sticker | › 20 pack |

* Built to order items – minimum order quantities may apply

LIVE Plunger Lock

For sliding bypass doors with a metal frame and existing hole.



| Order Code | Description | Notes |
|--------------------|---|-----------|
| Body | | |
| LL201-B | LIVE Plunger Lock Body (Black) | |
| LL202-B | LIVE Plunger Lock Body - Long Pin (Black) | |
| Kits | | |
| LL220 | LIVE Plunger Lock, 22mm - 35mm Diameter Hole Kit | |
| LL221 | LIVE Plunger Lock, Oval Recess Kit | |
| LL222 | LIVE Plunger Lock, 13-16 Panel Adapter Kit | |
| LL223 | LIVE Plunger Lock, 16-20 Panel Adapter Kit | |
| Accessories | | |
| LL340 | Cam Arm Adapters | > 10 pack |
| LL902 | 7mm Riser Plate for LIVE Cam and Plunger Locks | |
| LL903* | 3mm Riser Plate for LIVE Cam and Plunger Locks | |
| LL904 | Replacement Caps | > 20 pack |
| LL905* | Battery Cover Replacement | > 5 pack |
| LL901 | Adhesive Replacement for LIVE Cam and Plunger Locks | > 10 pack |
| LL999* | CR123A Battery Sticker | > 20 pack |

* Built to order items – minimum order quantities may apply

LIVE Slider Lock

For glass sliding bypass doors.



| Order Code | Description | Notes |
|--------------------------------|--|-----------|
| Body | | |
| LL101-B | LIVE Slider Lock Body (Black) | |
| Strike Plate (Required) | | |
| LL110 | LIVE Slider Lock Short Strike Plate (22mm - 65mm) | |
| LL110-W* | LIVE Slider Lock Short Strike Plate, Wide Door | |
| LL111 | LIVE Slider Lock Long Strike Plate (65mm - 110mm) | |
| LL120* | LIVE Slider Lock Strike Plate Spacers | › 20 pack |
| Accessories | | |
| LL140 | LIVE Slider Lock Adhesive Replacement | › 10 pack |
| LL141 | LIVE Slider Lock Adhesive for Strike Plate Replacement | › 10 pack |
| LL904 | Replacement Caps | › 20 pack |
| LL905* | Battery Cover Replacement | › 5 pack |
| LL999* | CR123A Battery Sticker | › 20 pack |

OneKEY Locks: --- Self-Latching

L410 Slider Lock



| Order Code | Description | Notes |
|--------------------------------|---|-----------------------------------|
| Body | | |
| PL801 | L410 Slider Lock (Chrome) | |
| Strike Plate (Required) | | |
| PL820-11 | L410 Strike Plate, Wide Attachment (22mm - 65mm) | › For panel overlaps 22mm - 65mm |
| PL820-21 | L410 Strike Plate, Wide Attachment (65mm - 110mm) | › For panel overlaps 65mm - 110mm |
| Accessories | | |
| PL841* | L410 Replacement Adhesive | › 5 pack |
| PL842* | L410 Replacement Cover | › 5 pack |

* Built to order items – minimum order quantities may apply

L430 Drawer Lock



| Order Code | Description | Notes |
|--------------------|---|--|
| Body | | |
| PL701 | L430 Drawer Lock - Long Latch (Chrome) | |
| PL701-B | L430 Drawer Lock - Long Latch (Black) | |
| PL702 | L430 Drawer Lock - Short Latch (Chrome) | |
| PL702-B | L430 Drawer Lock - Short Latch (Black) | |
| Accessories | | |
| PL720-2 | L430 Flat Strike Plate | <ul style="list-style-type: none"> › 5 pack › For installations that require there to be no visible latch ramp when cabinet/drawer is closed |
| PL741 | L430 Trim Ring | <ul style="list-style-type: none"> › 5 pack › Used to conceal any gap that may exist when replacing a 28mm diameter lock with the L430 |
| PL742 | L430 Bumper | <ul style="list-style-type: none"> › 5 pack › Provides protection to both the L430 and furniture in cases where the cabinet may swing open and make contact with other surfaces › Features a rubber tip and chrome finish |
| PL743 | PL702 Adapter Kit | › Used when replacing a 28mm lock |
| PL745 | L430 Shim Replacements | › 10 pack |
| PL746 | L430 Low Profile Ramp | › 5 pack |
| PL752 | L430 Sizing Tool | |

Guidance for mounting into metal:

- › Metal can interfere with the communication between InVue keys and locks. If the L430 is installed in a door with a metal laminate surface, the barrel of the lock must protrude beyond the door’s surface.
- › For 1/8" thick steel, a 15mm protrusion is recommended
- › For 1/8" thick aluminum, a 18mm protrusion is recommended
- › If the fixture is unable to accommodate the recommended protrusion or if the material is thicker than 1/8", please contact InVue Customer Service

L440 Showcase Lock



| Order Code | Description | Notes |
|--------------------|---------------------------------------|---|
| Body | | |
| PL901 | L440 Showcase Lock (Chrome) | |
| Kits | | |
| PL920-01 | L440 Door Brace Kit | <ul style="list-style-type: none"> > 1 pack > Includes brace, two (2) screws, screwdriver |
| PL920-2 | L440 Glass Mounting Kit | > 1 pack |
| PL942* | L440 Replacement Adhesive Kit | > 1 pack |
| Accessories | | |
| PL943* | L440 Glass Mount Adhesive Replacement | |
| PL952* | L440 Sizing Tool | |

* Built to order items – minimum order quantities may apply

OneKEY Locks:

Manual Latching

OneKEY Padlock

For outdoor or indoor use.



| Order Code | Description | Notes |
|--------------------------------------|--|--|
| Body | | |
| PL60209-025 | OneKEY Padlock (Silver) | <ul style="list-style-type: none"> › Shackle Ø: 9mm (7/20") › Shackle Height: 25mm (1") |
| PL60209-050 | OneKEY Padlock (Silver) | <ul style="list-style-type: none"> › Shackle Ø: 9mm (7/20") › Shackle Height: 50mm (2") |
| PL60209-100 | OneKEY Padlock (Silver) | <ul style="list-style-type: none"> › Shackle Ø: 9mm (7/20") › Shackle Height: 100mm (4") |
| Padlock with Anti-Cut Cover | | |
| PL60209-025-ACC | OneKEY Padlock with Anti-Cut Cover | <ul style="list-style-type: none"> › Shackle Ø: 9mm (7/20") › Shackle Height: 25mm (1") |
| Padlock Weather Sleeve Covers | | |
| PL60200-WSC | Weather Sleeve Cover | |
| PL60209-ACW | Weather Sleeve Cover for Padlocks with Anti-Cut Covers | |
| Replacement Shackles | | |
| PL60209-025-RSK* | Replacement Shackle | <ul style="list-style-type: none"> › Shackle Ø: 9mm (7/20") › Shackle Height: 25mm (1") |
| PL60209-050-RSK* | Replacement Shackle | <ul style="list-style-type: none"> › Shackle Ø: 9mm (7/20") › Shackle Height: 50mm (2") |
| PL60209-100-RSK* | Replacement Shackle | <ul style="list-style-type: none"> › Shackle Ø: 9mm (7/20") › Shackle Height: 100mm (4") |

* Built to order items – minimum order quantities may apply

Slider Lock

For sliding bypass glass doors.



| Order Code | Description | Notes |
|--------------------------------|--|---|
| Body | | |
| PL106-B | Slider Lock (Black) | <ul style="list-style-type: none"> › Designed for 6mm bypass glass doors › For panel gap 8mm - 11.5mm (0.3" - 0.5") |
| PL106-W | Slider Lock (White) | <ul style="list-style-type: none"> › Designed for 6mm bypass glass doors › For panel gap 8mm - 11.5mm (0.3" - 0.5") |
| PL103-B | Slider Lock II (Black) | <ul style="list-style-type: none"> › Designed for 6mm bypass glass doors › For panel gap 4.5mm - 8mm (0.18" - 0.3") |
| PL103-W | Slider Lock II (White) | <ul style="list-style-type: none"> › Designed for 6mm bypass glass doors › For panel gap 4.5mm - 8mm (0.18" - 0.3") |
| Strike Plate (Required) | | |
| PL120-1 | Strike Plate - Extra Narrow Overlap | › For PL106-B/W |
| PL120-2* | Strike Plate - Narrow Overlap | › For PL106-B/W |
| PL120-3 | Strike Plate - Standard Overlap | › For PL106-B/W |
| PL120-4 | Strike Plate - Wide Overlap | › For PL106-B/W |
| PL120-5* | Strike Plate - Extra Wide Overlap | › For PL106-B/W |
| PL123-1* | Strike Plate - Extra Narrow Overlap - Thin Gap | › For PL103-B/W |
| PL123-2* | Strike Plate - Narrow Overlap - Thin Gap | › For PL103-B/W |
| PL123-3 | Strike Plate - Standard Overlap - Thin Gap | › For PL103-B/W |
| PL123-4* | Strike Plate - Wide Overlap - Thin Gap | › For PL103-B/W |
| Accessories | | |
| PL142* | Slider Lock Panel Handle | › 5 pack |
| PL141 | Adhesive | › 5 pack |
| PL144* | PL103 Shim | <ul style="list-style-type: none"> › 5 pack › For PL103-B/W |
| PL156* | PL106 Sizing Tool | › For PL106-B/W |
| PL153* | PL103 Sizing Tool | › For PL103-B/W |
| PL151 | Removal Tool | |

* Built to order items – minimum order quantities may apply

Plunger Lock

For glass sliding bypass doors with a metal frame or bypass wood doors.



| Order Code | Description | Notes |
|--------------------|-------------------------|---|
| Body | | |
| PL202-B | Plunger Lock II (Black) | › 22mm (0.87") panel hole |
| PL202-W | Plunger Lock II (White) | › 22mm (0.87") panel hole |
| Accessories | | |
| PL241-B* | Spacer (Black) | › 3.18mm (0.125") › Works with PL202-B/W and PL203-B/W |
| PL241-W* | Spacer (White) | › 3.18mm (0.125") › Works with PL202-B/W and PL203-B/W |
| PL251 | Extender Kit | › 19mm (0.75") › Works with PL202-B/W and PL203-B/W |

* Built to order items – minimum order quantities may apply

Cam Lock

For swing-out doors and drawers.



| Order Code | Description | Notes |
|--|--|---------------------------|
| Body | | |
| PL302-B | Cam Lock (Black) | > 19mm (0.75") panel hole |
| PL302-W | Cam Lock (White) | > 19mm (0.75") panel hole |
| Arm Style: Straight (Required for Installation) | | |
| PL320-101 | Cam Arm Straight (16mm, 0.63") | > 5 pack |
| PL320-102 | Cam Arm Straight (19mm, 0.75") | > 5 pack |
| PL320-103 | Cam Arm Straight (22mm, 0.88") | > 5 pack |
| PL320-104 | Cam Arm Straight (25mm, 1.00") | > 5 pack |
| PL320-105 | Cam Arm Straight (28mm, 1.13") | > 5 pack |
| PL320-106 | Cam Arm Straight (32mm, 1.25") | > 5 pack |
| PL320-107 | Cam Arm Straight (35mm, 1.38") | > 5 pack |
| PL320-108 | Cam Arm Straight (38mm, 1.50") | > 5 pack |
| PL320-110 | Cam Arm Straight (44mm, 1.75") | > 5 pack |
| PL320-112 | Cam Arm Straight (51mm, 2.00") | > 5 pack |
| PL320-116 | Cam Arm Straight (63mm, 2.50") | > 5 pack |
| Arm Style: Offset (Required for Installation) | | |
| PL320-303 | Cam Arm Offset (22mm x 3mm, 0.875" x 0.125") | > 5 pack |
| PL320-306 | Cam Arm Offset (32mm x 3mm, 1.25" x 0.125") | > 5 pack |
| PL320-308 | Cam Arm Offset (38mm x 3mm, 1.50" x 0.125") | > 5 pack |
| PL320-404 | Cam Arm Offset (25mm x 6mm, 1.00" x 0.25") | > 5 pack |
| PL320-406 | Cam Arm Offset (32mm x 6mm, 1.25" x 0.25") | > 5 pack |

* Built to order items – minimum order quantities may apply

Cam Lock

(Continued)

| Order Code | Description | Notes |
|--|--|--|
| Arm Style: Offset (Required for Installation) | | |
| PL320-408 | Cam Arm Offset (38mm x 6mm, 1.50" x 0.25") | › 5 pack |
| PL320-410 | Cam Arm Offset (44mm x 6mm, 1.75" x 0.25") | › 5 pack |
| PL320-412 | Cam Arm Offset (51mm x 6mm, 2.00" x 0.25") | › 5 pack |
| PL320-414 | Cam Arm Offset (57mm x 6mm, 2.25" x 0.25") | › 5 pack |
| PL320-504 | Cam Arm Offset (25mm x 10mm, 1.00" x 0.375") | › 5 pack |
| PL320-506 | Cam Arm Offset (32mm x 10mm, 1.25" x 0.375") | › 5 pack |
| PL320-508* | Cam Arm Offset (38mm x 10mm, 1.50" x 0.375") | › 5 pack |
| PL320-606* | Cam Arm Offset (32mm x 12mm, 1.25" x 0.50") | › 5 pack |
| PL320-608* | Cam Arm Offset (38mm x 12mm, 1.50" x 0.50") | › 5 pack |
| PL320-610* | Cam Arm Offset (44mm x 12mm, 1.75" x 0.50") | › 5 pack |
| PL320-801* | Cam Arm Offset (30mm x 25mm, 1.25" x 1.00") | › 5 pack |
| Kits | | |
| PL320-SK* | Cam Arm Sizing Kit | › Includes: All Cam arms, one (1) L-Bracket, one (1) Glass Mount Kit |
| PL321-1 | Glass Mounting Kit | › 1 pack › Includes: J-Bracket, two (2) plastic washers |
| PL321-2* | Hardware Replacement | › 5 pack › Includes: Nut, screw, anti-rotation washer, wood mount flange, wood screws |
| Latch Brackets | | |
| PL323-02* | L-Bracket (25mm x 6mm, 1" x 0.25") | › 5 pack › Includes: Bracket, wood screws, metal screws |
| PL323-03 | L-Bracket (25mm x 12mm, 1" x 0.50") | › 5 pack › Includes: Bracket, wood screws, metal screws |
| PL323-04* | L-Bracket (25mm x 19mm, 1" x 0.75") | › 5 pack › Includes: Bracket, wood screws, metal screws |
| Tube Assembly | | |
| PK4496-B | Tube Assembly | › For use when embedding Smart Locks |

* Built to order items – minimum order quantities may apply

Showcase Lock

For single or double swing-out glass doors.



| Order Code | Description | Notes |
|--------------------|------------------------------------|-------|
| Body | | |
| PL401-B | Showcase Lock (Black) | |
| PL401-W | Showcase Lock (White) | |
| Accessories | | |
| PL420-01 | Door Brace Accessory Kit | |
| PL441 | Upper and Lower Adhesive for PL401 | |
| PL4496-W | Tube Collar with Adhesive (White) | |
| PL451 | Showcase Lock Removal Tool | |

* Built to order items – minimum order quantities may apply

OneKEY System

Components

ONEKEY MANAGER (OKM)

The OneKEY Manager works through our LIVE Access software to help reduce internal theft by logging every InVue device for every associate:

- › Each associate is tracked by their own unique check-out codes
- › Keys will record times for checking-in/out keys, where the keys were used and how long displays were open
- › Logged information will be stored in LIVE Access for easy access and report generation



ONEKEY CHARGERS

Keep keys charged when not in use. Choose from either single-, four-, or eight-position charging bases – depending on the need of your environment.



Single Charger



4-Position Charger



8-Position Charger

OneKEY



| Order Code | Description | Notes |
|-----------------------|---|--------------------------------------|
| OneKEY Manager | | |
| OK4100 | IR4 OneKEY Manager | › Requires ethernet cable for set up |
| PS512-US | OneKEY Manager Power Supply - US | |
| PS512-UK | OneKEY Manager Power Supply - UK | |
| PS512-EU | OneKEY Manager Power Supply - EU | |
| PS512-ADS | OneKEY Manager Power Supply - ADS | |
| PS512-AUS | OneKEY Manager Power Supply - AUS | |
| Keys | | |
| OK4000 | IR4 Batch Data Key | |
| OK4000-S | IR4 Batch Data Key - Sounder Mode Enabled | |
| Chargers | | |
| OK4101 | IR4 Single Charger Cable | |
| OK4104 | IR4 4 Up Charger | |
| OK4108 | IR4 8 Up Charger | |
| PS515-US | Power Supply - US | |
| PS515-EU | Power Supply - EU | |
| PS515-UK | Power Supply - UK | |
| PS515-AUS | Power Supply - AUS | |
| PS515-JPN | Power Supply - JPN | |

INVUE CUSTOMER SERVICE CENTERS

NORTH AMERICA

9201 Baybrook Lane
Charlotte, NC 28277
United States

Phone:

+1.888.55.INVUE
+1.514.612.1555 (Quebec)

LATIN AMERICA

Phone:

+52.55.1168.9635

EUROPE, MIDDLE EAST, AFRICA

Zuidtoren
Taurusavenue 13a
2132 LS Hoofddorp
The Netherlands

Phone:

+31.23.8900150 (Main Office)
+31.23.8900150 (Netherlands)
+49.0800.58.95135 (Germany)
+44.800.028.8230 (UK)

HONG KONG

Unit 1910, 19/F Skyline Tower
39 Wang Kwong Road, Kowloon Bay
Hong Kong SAR.

Phone:

+852.3127.6811

SOUTH KOREA

A-3106, 31F. SK View Lake Tower, 25
Beopjo-ro,
Yeongtong-gu, Suwon-si, Gyeonggi-do
Republic of Korea

Phone:

+82.31.222.6513

